

2023 Platform Benchmarking Report

Adviser Ratings Pty Ltd • ACN 154 273 640



AR data

Contents

Overview	4	Summary of Ratings Over Time by Platform	35
1.1 Overview	5	6.1 Rating Trends by Category	36
1.2 A Resilient Sector	5	» Client Experience (2019 - 2022)	37
1.3 Adviser numbers and movements stabilising, laying a foundation for growth	6	» Adviser Experience (2019 - 2022)	38
Disruptors	9	» Ease of Onboarding (2019 - 2022)	39
2.1 Disruptors are winning the game on the back of fragmentation	10	» Overall Functionality (2019 - 2022)	40
2.2 The key areas of disruptor success	12	» Overall Investment Options (2019 - 2022)	41
Future Flow Indicators	14	» Ongoing Adviser Support (2019 - 2022)	42
3.1 Future Flow Indicators	15	6.2 Rating Values by Platform (2019 - 2022)	43
3.2 Are the established players making up ground?	15	Client Experience by Platform	46
3.3 The correlation between happy advisers and flows	17	7.1 HUB24	48
Adviser Sentiment Ratings	20	7.2 Netwealth	49
4.1 Overview	21	7.3 CFS FirstChoice	50
4.2 Rating Categories	22	7.4 Insignia	51
4.3 Adviser Sentiment Overview: By the Numbers	25	7.5 Mason Stevens	52
4.4 Relative Position	26	7.6 Praemium	53
Platform Net Promoter Scores	27	7.7 CFS FirstWrap	54
5.1 Net Promoter Score	28	7.8 AMP North	55
5.2 NPS: Summary by platform	30	7.9 MLC Navigator	56
» HUB24	30	7.10 Macquarie Wrap	57
» Netwealth	30	7.11 MLC Wrap	58
» CFS FirstChoice	30	7.12 BT Panorama	59
» Mason Stevens	31	7.13 OnePath	60
» Insignia	31	7.14 Asgard	61
» Praemium	31	Adviser Experience by Platform	62
» AMP North	32	8.1 HUB24	64
» MLC Wrap	32	8.2 Netwealth	65
» Macquarie Wrap	32	8.3 CFS FirstChoice	66
» BT Panorama	33	8.4 Mason Stevens	67
» MLC Navigator	33	8.5 Insignia	68
» CFS FirstWrap	33	8.6 Praemium	69
» OnePath	34	8.7 MLC Wrap	70
» Asgard	34	8.8 AMP North	71
		8.9 CFS FirstWrap	72
		8.10 MLC Navigator	73
		8.11 OnePath	74
		8.12 BT Panorama	75
		8.13 Macquarie Wrap	76
		8.14 Asgard	77

Contents

Ease of Onboarding by Platform	78	Overall Investment Options by Platform	110
<hr/>		<hr/>	
9.1 HUB24	80	11.1 HUB24	112
9.2 Netwealth	81	11.2 Netwealth	113
9.3 CFS FirstChoice	82	11.3 Mason Stevens	114
9.4 Insignia	83	11.4 Macquarie Wrap	115
9.5 Mason Stevens	84	11.5 BT Panorama	116
9.6 AMP North	85	11.6 Praemium	117
9.7 Praemium	86	11.7 AMP North	118
9.8 MLC Wrap	87	11.8 Insignia	119
9.9 CFS FirstWrap	88	11.9 CFS FirstWrap	120
9.10 BT Panorama	89	11.10 MLC Wrap	121
9.11 MLC Navigator	90	11.11 MLC Navigator	122
9.12 OnePath	91	11.12 CFS FirstChoice	123
9.13 Macquarie Wrap	92	11.13 OnePath	124
9.14 Asgard	93	11.14 Asgard	125
Overall Functionality by Platform	94	Ongoing Adviser Support by Platform	126
<hr/>		<hr/>	
10.1 HUB24	96	12.1 HUB24	128
10.2 Netwealth	97	12.2 Netwealth	129
10.3 CFS FirstChoice	98	12.3 Mason Stevens	130
10.4 Insignia	99	12.4 CFS FirstChoice	131
10.5 AMP North	100	12.5 Insignia	132
10.6 BT Panorama	101	12.6 MLC Wrap	133
10.7 Praemium	102	12.7 Praemium	134
10.8 Mason Stevens	103	12.8 CFS FirstWrap	135
10.9 MLC Wrap	104	12.9 BT Panorama	136
10.10 MLC Navigator	105	12.10 Macquarie Wrap	137
10.11 CFS FirstWrap	106	12.11 MLC Navigator	138
10.12 Macquarie Wrap	107	12.12 OnePath	139
10.13 OnePath	108	12.13 AMP North	140
10.14 Asgard	109	12.14 Asgard	141
		About Us & Our Methodology	142
		<hr/>	
		13.1 Our methodology	143
		13.2 Survey data	144
		13.3 About Adviser Ratings	145
		13.4 Our products and services	146



About Us & Our Methodology

13.0

13.1 Our methodology

The 2023 Platform Benchmarking Report is the most comprehensive snapshot of the investment platform industry. The report should be read in conjunction with [2023 Financial Advice Landscape Report](#). The reports incorporate Adviser Ratings proprietary data, survey information, 3rd party Adviser Ratings partner data, Government and Regulator data and publicly available data.

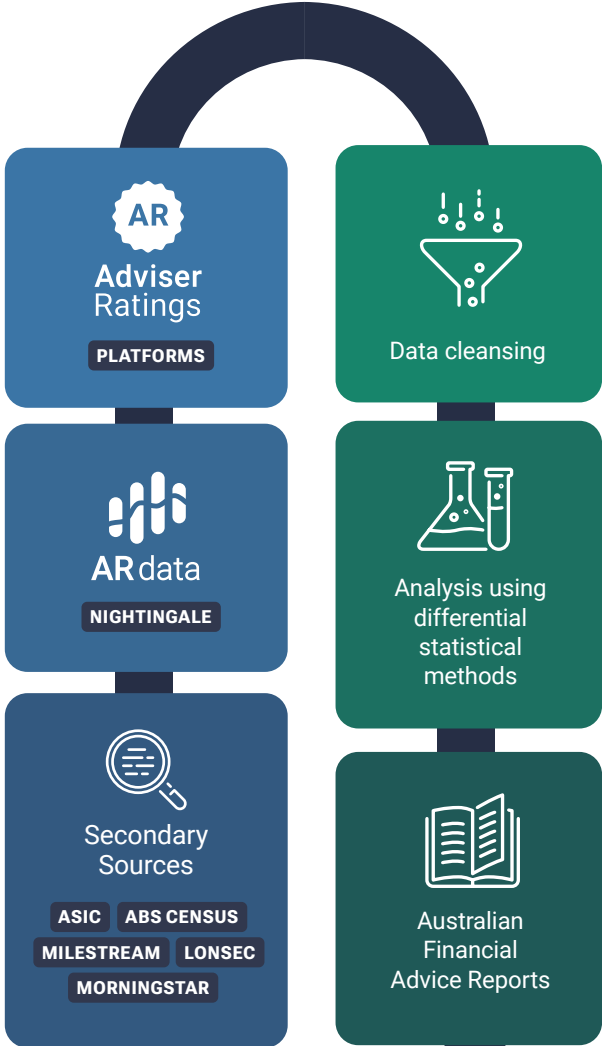
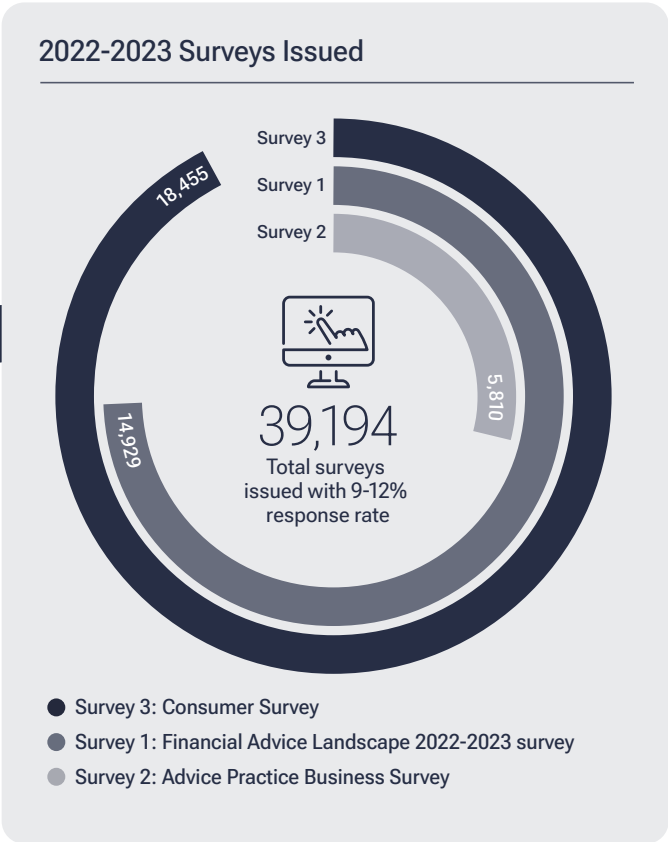
The report gathered data from primary Adviser Ratings sources, including surveys and Adviser Ratings’ product and platform data, including its core Nightingale service and its newly acquired adviser portfolio construction tool, ProductRex.

This was supported by secondary sources or commentary. Key secondary sources included, but were not limited to, Australian Bureau of Statistics 2021 Census Data (and estimates over Census), ASIC Financial Advisers Register, Morningstar data, Lonsec data, Plan for Life data and Milestream data.

Data preparation

Where required, data cleansing or removal of data was applied to get a true representative set of data. For the sentiment analysis of vendors, only vendors with a sufficient volume of responses and adequate diversity across licensees were presented.

Different statistical methods and techniques are used to improve accuracy and validity, including but not limited to techniques such as winsorisation, Random Forest regression and Bayesian statistical analysis.



13.2 Survey data

SURVEY 1

Financial Advice Landscape 2022-2023 Survey

Audience: All registered financial advisers and practice owners.

Objective: To understand more about client mix, fees, commitment to industry, attitudes towards education and product choices, and sentiment towards service providers

Survey Period:	Nov 22 – Jan 23
Surveys Issued:	14,929
Valid Responses:	● 1,388
Response Rate:	9%



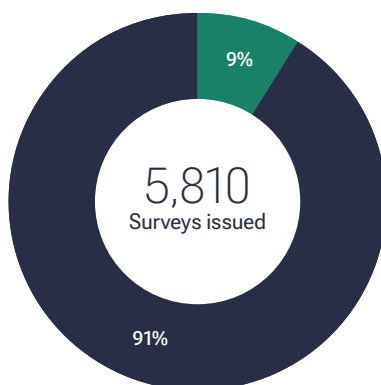
SURVEY 2

Advice Practice Business Survey

Audience: Owners or directors of advice practices

Objective: To understand what practice owners are focused on, how their businesses are structured, financial settings, and challenges and opportunities.

Survey Period:	Dec 22 – Jan 23
Surveys Issued:	5,810
Valid Responses:	● 515
Response Rate:	9%



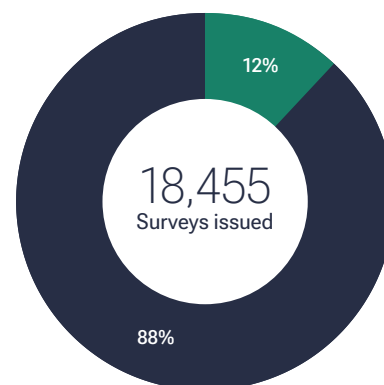
SURVEY 3

Consumer Survey

Audience: Consumers as part of Adviser Ratings' research database

Objective: To determine financial health and attitudes towards investing, advice, technology, and receiving professional help with their finances.

Survey Period:	Jan 23
Surveys Issued:	18,455
Valid Responses:	● 2,129
Response Rate:	12%



Financial Advice Landscape 2022-2023 Adviser Survey 1 – Industry Coverage

● Sector coverage per cent

Advisers



Practices



Licensees



13.3 About Adviser Ratings

Adviser Ratings launched in October 2014, in the wake of the Future of Financial Advice reforms (FOFA), the Financial System Inquiry (FSI) and financial planning scandals of the time. Adviser Ratings' vision is to improve the penetration of advice amongst Australian consumers.

There are more than 15,000 financial advisers on its independent platform, enabling consumers to browse and search for an advice solution suited to their needs, rated and reviewed by other consumers.

ARdata is a data and insights company built on Australia's first financial adviser ratings platform.

We help our clients make data-driven business decisions in engaging their ideal audience by supplying leading industry insights, data services and research. Our clients are key players in the wealth management industry including advisers, advice practices, advice licensees, super funds, life insurers, fund managers, investment platforms and software providers.



In 2022, Adviser Ratings acquired Beddoes Institute. Building on top of the ARdata brand and data capabilities, the Beddoes products focus on data, insights and growth opportunities for the life insurance industry, as well as deep practice benchmarking for the adviser and licensee segment through client experience and practice surveys.

In 2023, Adviser Ratings acquired ProductRex. The fastest-growing advice tool in the last decade, it allows advisers to freely compare and recommend investments, platforms and superannuation products to clients. The rich, real-time data from ProductRex feeds ARdata's Future Flow Intention solution, an industry first that allows actionable insights into where funds will flow across the industry.

Combined, the offerings provide a unique value chain and data proposition for the wealth ecosystem.

2023 Adviser Ratings Landscape

2 additional reports are available

REPORT 1

Life Insurance Benchmark Study 2023

REPORT 2

Investment & Fund Flows Landscape 2023



13.4 Our products and services

Nightingale	Nightingale is our CRM solution that provides a rich data source for the latest information on advisers, practices and licensees in the Australian market. Data and accompanying insights can be served to clients in various forms, including flat file, SFTP or API secured and hosted by Amazon Web Services.
Life Insurance Barometer	An industry led and supported data sharing proposition that provides participating life insurers with deep actionable insights into the retail advice market, advisers writing risk and where the opportunities reside. Under the remit of ARdata, considerable investment is being undertaken in this Beddoes product to provide unique actionable data and link system growth to its consumer proposition to benefit the overall retail life industry.
Life Experience Study	A combined ARdata and Beddoes annual study tracking key behavioural data, quantitative and qualitative, on key metrics for retail life insurers.
Client Experience Survey	A survey-driven platform for advisers and licensees to track client feedback across a wide variety of metrics and benchmarked against their peers.
Most Trusted! Adviser™	The Most Trusted! Adviser™ is a key academic-driven designation awarded to advisers who hit minimum benchmarks from the Client Experience Survey.
Data Audit	Data Audit is our data intelligence and cleansing solution. Our technology allows us to dedupe and cleanse multiple files and update against our time-stamped master list. This service draws on our proprietary databases to perform audits and analytics on client databases and information systems for growth or compliance purposes.
Fund flow reporting	An outsourced solution for fund managers for preparation of monthly reporting on financial adviser applications and redemptions through the fund manager's products held on platform or through direct investment off-platform.
CRM management	Provision of expert Salesforce & MS Dynamics support to install, configure, add fields, build dashboards, and upload / download data including monthly fund flow reporting and Nightingale data. Can be provided as a full outsourced solution or to complement / support existing internal resources.
Insights consulting	A partnered solution to empower our clients to make data-driven decisions based on trends and statistical analysis. We augment existing adviser profiles with scoring mechanisms to address quality and flight risks and future-proof compliance and distribution models.
Find an Adviser	Find an Adviser is Adviser Ratings' white label "Find an Adviser" platform – the design, hosting and data can be served in various forms depending on clients' needs.
Research	Market research services comprise the annual Financial Advice Landscape report (sub reports available by subscription) and the free quarterly Musical Chairs report (available for sponsorship). Other data-driven monthly reports on the advice and wealth sector are available on request.
Advertising	Service providers can promote their brand, capability and provide access to unique offerings to advisers through Adviser Ratings' various channels including our weekly adviser newsletter, weekly adviser movements video, dedicated solus eDMs, market research and our adviser dashboard.



ARdata